

PN40

Design acc. :

AD 2000 A4

ATEX 2014/34/EU

API 602 .

Face to face : EN 558-1 .

Flange ends : DIN EN1092-1 .

Test and inspection acc. : DIN EN12266 .

Body : C22.8 / 1.4401

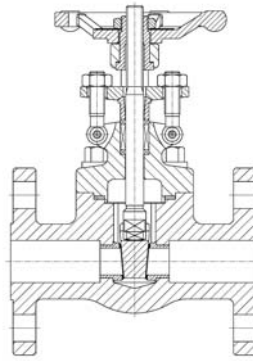


FIG : 033

Page 1

PN100

Design acc. :

AD 2000 A4

ATEX 2014/34/EU

API 602 .

Socket-welding: AMSE B16.11.

Screwed end : DIN 259

Test and inspection acc. : DIN EN12266 .

Body : C22.8/ 1.4401

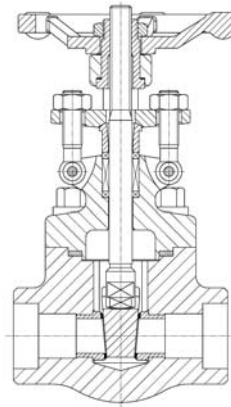


FIG : 034

Page 2

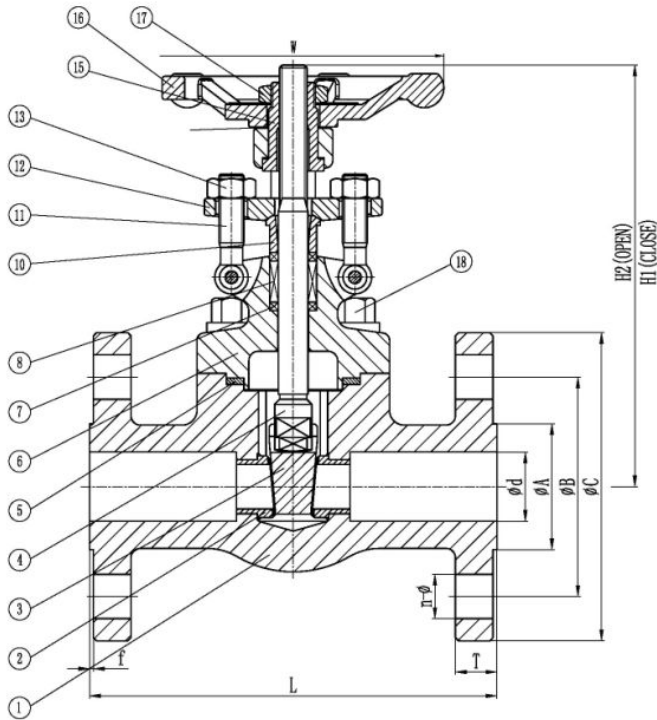


FIG.	Class	Material	Range
145.033	40	C22.8	DN15-DN50
235.033	40	1.4301	DN15-DN50

Design acc. :
AD 2000 A4
ATEX 2014/34/EU
API 602 .
Face to face : EN 558-1.
Flange ends : DIN EN1092-1 .
Test and inspection acc. : DIN EN12266.
TA-Luft packing
TA-Luft gasket

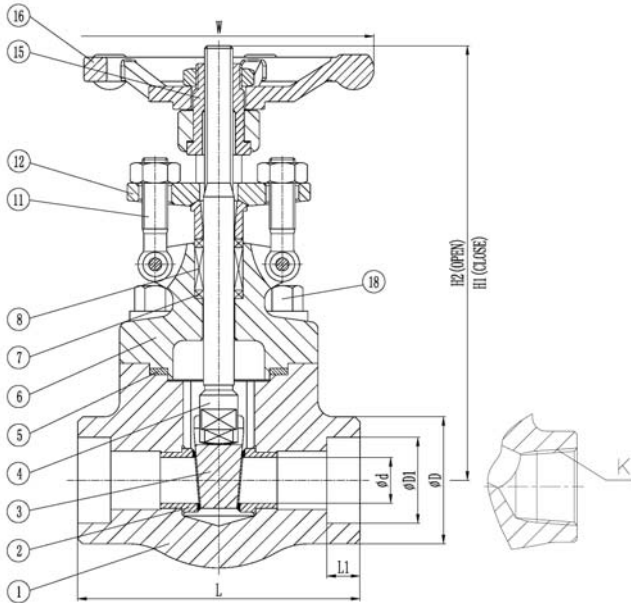
Material list

NO.	Part	Material	
		FIG. 144.033 / 145.033	FIG.234.033 / 235.033
1	Body	C22.8	1.4401
2	Seat	1.4021	1.4401+STL
3	Wedge	1.4021	1.4401
4	Stem	1.4006	1.4401
5	Bonnet gasket	Spiral wounded graphite+1.4301	Spiral wounded graphite+1.4401
6	Bonnet	C22.8	1.4401
7	Packing	Flexible graphite +s.s.wire	Flexible graphite +s.s.wire
8	Packing	Flexible graphite	Flexible graphite
10	Gland	1.4021	1.4401
11	Eyebolt	G	A4-70/A2-70
12	Gland flange	C22.8	1.4401
13	Nut	YK	A4-70/A2-70
15	Stem nut	1.4006	1.4006
16	Handwheel	A197	A197
17	Lock nut	YK	A4
18	Bolt	G	A4

Dimension List

PN	DN	L	H1	H2	d	W	A	B	C	T	f	n-Φ
40	15	130	137	153	15	100	45	65	95	16	2	4-14
	20	150	137	153	20	100	58	75	105	18	2	4-14
	25	160	164	185	25	125	68	85	115	18	2	4-14
	32	180	195	222	32	160	78	100	140	18	2	4-18
	40	200	208	240	40	160	88	110	150	18	3	4-18
	50	230	238	279	50	180	102	125	165	20	3	4-18

FIG.	PN	Material	Range
147.034	100	C22.8	DN10-DN50
237.034	100	1.4401	DN10-DN50



Design acc. :
AD 2000 A4
ATEX 2014/34/EU
API 602 .
Socket-welding :ASME B16.11
Screwed end : DIN 259
Test and inspection acc. : DIN EN12266 .
TA-Luft packing
TA-Luft gasket

Material list

NO.	Part	Material	
		FIG. 147.034	FIG. 237.034
1	Body	C22.8	1.4401
2	Seat	1.4021	1.4401
3	Wedge	1.4021	1.4401+STL
4	Stem	1.4006	1.4401
5	Bonnet gasket	Spirl wounded graphite+1.4301	Spirl wounded graphite+1.4401
6	Bonnet	C22.8	1.4401
7	Packing	Flexible graphite +s.s.wire	Flexible graphite +s.s.wire
8	Packing	Flexible graphite	Flexible graphite
11	Eyebolt	G	A4-70/A2-70
12	Gland flange	C22.8	1.4401
15	Stem nut	1.4006	1.4006
16	Handwheel	A197	A197
18	Bolt	G	A4-70/A2-70

Dimension List

PN	DN	L	H1	H2	d	D	W	D1	L1	K
100	10	79	137	149	10	34	100	17.6	9.5	BSP 3/8
	15	79	137	153	13	34	100	21.8	9.5	BSP 1/2
	20	92	137	153	13	40	100	27.2	12.5	BSP 3/4
	25	111	164	185	18	49	125	33.9	12.5	BSP 1
	32	120	195	222	24	58	160	42.7	12.5	BSP 1 1/4
	40	120	208	240	29	64	160	48.8	12.5	BSP 1 1/2
	50	140	238	279	36.8	78	180	61.2	16.0	BSP 2